



Chronic Kidney Disease (CKD) Basics

- [Chronic Kidney Disease: The Basics](#)
- [CKD and My Health](#)
- [CKD and My Lifestyle](#)
- [CKD: Tracking My Test Results](#)

Chronic Kidney Disease: The Basics

You've been told that you have chronic kidney disease (CKD). What does that mean? And what does it mean for your health and your life? This booklet will help answer some of the questions you might have.

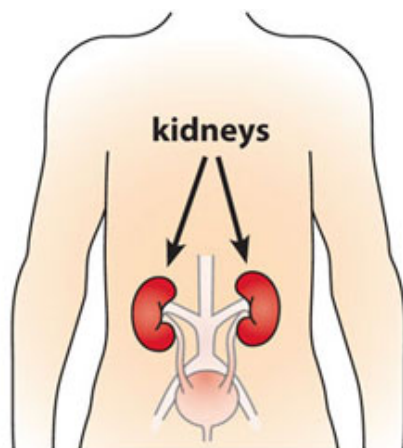
You have two kidneys, each about the size of your fist. Their main job is to filter wastes and excess water out of your blood to make urine. They also keep the body's chemical balance, help control blood pressure, and make hormones.

CKD means that your kidneys are damaged and can't filter blood like they should. This damage can cause wastes to build up in your body. It can also cause other problems that can harm your health.

CKD is often a "progressive" disease, which means it can get worse over time. CKD may lead to kidney failure. If your kidneys fail, you will need dialysis or a kidney transplant to maintain health.

You can take steps to keep your kidneys healthier longer:

- Choose foods with less salt (sodium).
- Keep your blood pressure at the level set by your health care provider.
- Keep your blood glucose in the target range, if you have diabetes.



[\[Top\]](#)

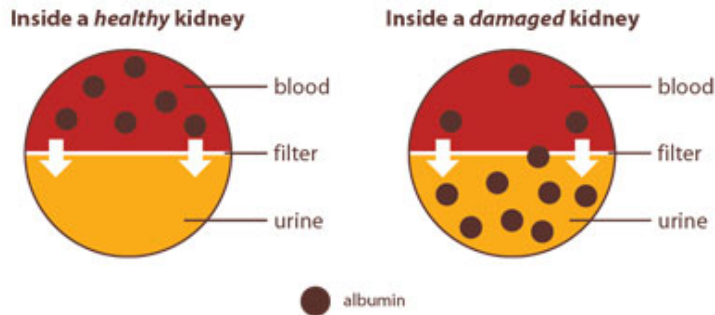
CKD and My Health

How does my health care provider know I have CKD?

Chances are, you feel normal and were surprised to hear that you have CKD. It is called a "silent" disease, because many people don't have any symptoms until their kidneys are about to fail. The only way to know is to get your kidneys checked with blood and urine tests.

1. **A blood test checks your GFR**, which tells how well your kidneys are filtering. GFR stands for glomerular filtration rate.

2. **A urine test checks for albumin.** Albumin is a protein that can pass into the urine when the kidneys are damaged. See picture below.



These two tests are used to monitor CKD and make sure that treatment is working. See [CKD: Tracking My Test Results](#).

What causes CKD?

Diabetes and high blood pressure are the most common causes of CKD.

Your provider will look at your health history and may do other tests. You need to know why you have CKD, so your treatment can address the cause of the CKD.

What medicines are used to treat CKD?

People with CKD often take medicines to lower blood pressure, control blood glucose, and lower blood cholesterol. Two types of blood pressure medicines—ACE inhibitors and ARBs—may slow CKD and delay kidney failure, even in people who don't have high blood pressure. Many people need to take two or more medicines for their blood pressure. They also may need to take a diuretic (water pill). The goal is to keep your blood pressure at the level set by your health care provider.

Do I need to change my medicines?

Some medicines are not safe for people with CKD. Other medicines need to be taken in smaller doses. Tell your provider about all the medicines you take, including over-the-counter medicines (those you get without a prescription), vitamins, and supplements.

Can CKD affect my health in other ways?

People with CKD often have high blood pressure. They can also develop anemia (low number of red blood cells), bone disease, malnutrition, and heart and blood vessel diseases.

What tests will help track my CKD?

The blood and urine tests used to check for CKD are also used to monitor CKD. You need to keep track of your test results to see how you're doing.

Track your blood pressure.

If you have diabetes, monitor your blood glucose and keep it in your target range. Like high blood pressure, high blood glucose can be harmful to your kidneys. See [CKD: Tracking My Test Results](#).

Will I have to go on dialysis?

Some people live with CKD for years without going on dialysis. Others progress quickly to kidney failure. You may delay dialysis if you follow your provider's advice on medicine, diet, and lifestyle changes.

If your kidneys fail, you will need dialysis or a kidney transplant to maintain health. Most people with kidney failure are treated with dialysis.

Will I be able to get a kidney transplant instead of going on dialysis?

Some people with kidney failure may be able to receive a kidney transplant. The donated kidney can come from someone you don't know who has recently died, or from a living person—a relative, spouse, or friend. A kidney transplant isn't for everyone. You may have a condition that makes the transplant surgery dangerous or not likely to succeed.





[\[Top\]](#)

CKD and My Lifestyle

People with CKD can and should continue to live their lives in a normal way: working, enjoying friends and family, and staying active. They also need to make some changes as explained here.

Do I need to change what I eat?

What you eat may help to slow down CKD and keep your body healthier. Some points to keep in mind:

	Choose and prepare foods with less salt (sodium). Use less salt at the table.
	Select the right kinds and smaller amounts of protein.
	Choose foods that are healthy for your heart, like lean cuts of meat, skinless chicken, fish, fruits, vegetables, and beans.
	Read the Nutrition Facts Label, especially for sodium, to help you pick the right foods and drinks.

Your provider may refer you to a dietitian. Your dietitian will teach you how to choose foods that are easier on your kidneys. You will also learn about the nutrients that matter for CKD.

Do I need to change what I drink?

- **Water** — You don't need to drink more water unless you have kidney stones. Drink as much water as you normally do.
- **Soda and other drinks** — If you are told to limit phosphorus, choose light-colored soda (or pop), like lemon-lime, and homemade iced tea and lemonade. Dark-colored sodas, fruit punch, and some bottled and canned iced teas can have a lot of phosphorus.
- **Juice** — If you are told to limit potassium, drink apple, grape, or cranberry juice instead of orange juice.
- **Alcohol** — You may be able to drink small amounts of alcohol. Drinking too much can damage the liver, heart, and brain and cause serious health problems.

Is smoking cigarettes bad for my kidneys?

Cigarette smoking can make kidney damage worse. Take steps to quit smoking as soon as you can.

[\[Top\]](#)

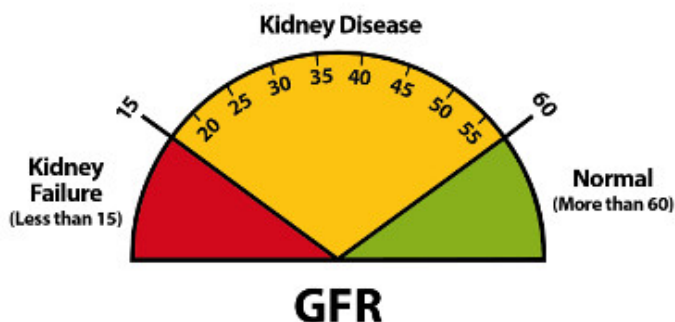
CKD: Tracking My Test Results

You are the most important person on your health care team. Know your test results and track them over time to see how your kidneys are doing. Bring this table to your health care visits and ask your provider to complete it.

Test	Result/Date	Result/Date	Result/Date	Result/Date
Blood pressure <i>Goal: Below ___ / ___</i>				
GFR <i>Goal: Keep from going down</i>				
Urine Albumin <i>Goal: The lower the better</i>				
A1C (for people with diabetes) <i>Goal: Less than 7</i>				

GFR — The GFR tells you how well your kidneys are filtering blood. You can't raise your GFR. The goal is to keep your GFR from going down to prevent or delay kidney failure. See the dial picture below.

- A GFR of 60 or higher is in the normal range.
- A GFR below 60 may mean kidney disease.
- A GFR of 15 or lower may mean kidney failure.



Urine albumin — Albumin is a protein in your blood that can pass into the urine when kidneys are damaged. You can't undo kidney damage, but you may be able to lower the amount of albumin in your urine with treatment. Lowering your urine albumin is good for your kidneys.

Blood pressure — The most important thing you can do to slow down CKD is keep your blood pressure at the level set by your health care provider. This can delay or prevent kidney failure.

A1C — A1C test is a lab test that shows your average blood glucose level over the last 3 months. Lowering your A1C can help you to stay healthy. (For people with diabetes only.)

PDF files require [Adobe Acrobat](#)

[\[Top\]](#)

This content is provided as a service of the [National Institute of Diabetes and Digestive and Kidney Diseases](#) (NIDDK), part of the National Institutes of Health. The NIDDK translates and disseminates research findings through its clearinghouses and education programs to increase knowledge and understanding about health and disease among patients, health professionals, and the public. Content produced by the NIDDK is carefully reviewed by NIDDK scientists and other experts.

This information is not copyrighted. The NIDDK encourages people to share this content freely.
